



# Operating Instructions

863 Valley View Road, Eighty Four, PA 15330  
724-941-9701 • skcinc.com

## Single Polypropylene Fitted Bags 232, 252, and 262 Series Sample Bags

The 232, 252, and 262 Series sample bags feature a single polypropylene fitting that is used for both filling the bag and removing the sample for analysis. The fitting contains a syringe port with septum and a hose connection and acts as a valve to open or close the hose connection.

### Guidelines for Bag Sampling

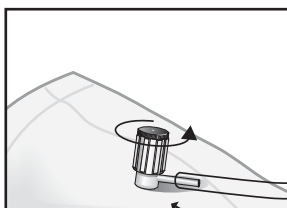
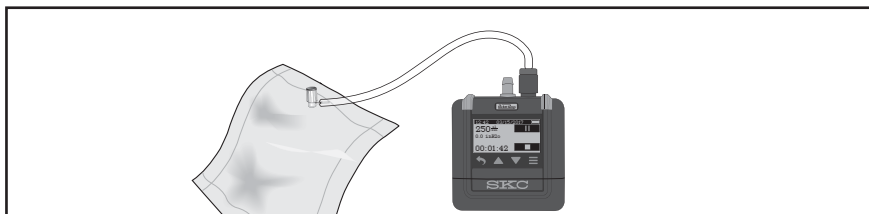
1. Ensure that the bag material and fittings are appropriate for the compounds to be sampled.
2. Use only PTFE tubing to connect the sample bag to the pump to prevent sample loss by adsorption on tubing walls.
3. Before using, flush the bag thoroughly with purified air or nitrogen.
4. Analyze the sample within 24 to 48 hours. Long-term storage of air-contaminant mixtures in bags is not recommended.
5. Do not ship sample bags by air unless the cargo cabin is pressurized.
6. Inflate bag properly (*see Proper Bag Inflation for details*).
7. Due to the physical properties of FlexFoil® bag material, minor crimps and creases may appear on the bags during SKC manufacturing, quality testing, and user handling. These marks only affect the aesthetics of the bag and not its performance. FlexFoil bags exhibiting minor crimps and creases are not subject to replacement or refund as functionality is not affected.
8. Secure polypropylene valve when opening/closing by holding side stem while turning entire upper portion of fitting one revolution. *See <https://youtu.be/JTRTP-Vr7p8>.*

### Notes and Cautions

- Do not use sample bags to sample compounds with boiling points > 249.8 F (121 C).
- SKC sample bags are designed for sampling air at atmospheric pressure only. Attempting to pressurize the bag can result in bag rupture and sample loss. Do not ship bag samples by air freight in non-pressurized cargo cabin. Bags can burst under such conditions.
- All federal and state packaging and transporting regulations apply.
- SKC bag fitting valves are extremely durable but are not intended for use as handles or hanging devices. This type of handling may damage the seal, causing leakage. This is considered to be misuse and will void the SKC warranty.
- Failure to follow warnings and cautions voids any warranty.
- Sample bags are designed for single use only.

## Operation

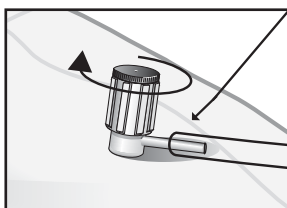
1. Flush the bag at least 3 times with purified air or nitrogen before use.
2. To fill a bag, connect PTFE tubing from the exhaust port of an air sample pump to the hose connection on the bag (the side stem protruding from the polypropylene fitting).



3. To open the valve, hold the side stem and turn the entire upper portion of the fitting (including the brown or white septum cap and the white septum body to which it is attached) counterclockwise one revolution. Turn on the pump and sample (see *Proper Bag Inflation*).



**Do not turn side stem.**

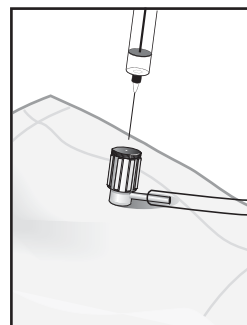


**Do not use sample bags to sample compounds with boiling points > 249.8 F (121 C).**

4. When sampling is complete, turn off the pump. To close the valve, hold the side stem and turn the entire upper portion of the fitting (including the brown or white septum cap and the white septum body to which it is attached) clockwise until it is snug.



**The outside diameter of the syringe needle should not be larger than 22 gauge (0.028 inch).**

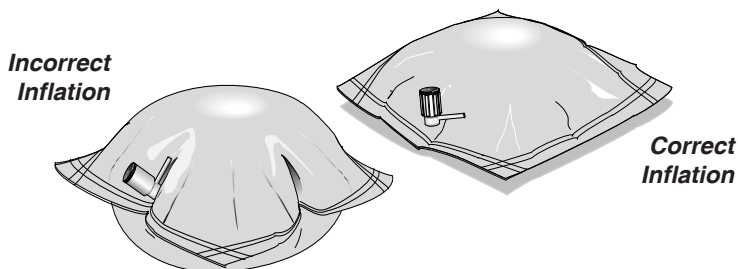


**Do not allow the needle to puncture the bag material when piercing the septum.**

5. To withdraw samples using a needle and syringe, carefully insert the needle into the syringe port in the center of the brown or white septum cap and pierce the septum.

## Proper Bag Inflation

Avoid filling any bag more than 80% of its maximum volume. At the end of the sampling period, turn off the pump and close the valve on the bag.



## Filling Bags Using Negative Pressure

The SKC Vac-U-Chamber is a rigid air sample box that allows the direct filling of an air sample bag using negative pressure provided by most personal air sample pumps. When using the Vac-U-Chamber, the air sample enters the bag directly, without passing through the pump. This eliminates the risk of contaminating the pump or sample. The Vac-U-Chamber has rigid walls that will not collapse under vacuum conditions, thus eliminating possible errors. All surfaces in contact with samples are constructed of inert materials.

**Small Vac-U-Chamber** (supplied without pump) with polypropylene fittings; suitable for use with 1-liter bags ..... Cat. No. 231-940

**Large Vac-U-Chamber** (supplied without pump) with stainless steel fittings; suitable for use with 8-liter bags ..... Cat. No. 231-939

**Extra-large Vac-U-Chamber** (supplied without pump) with stainless steel fittings; suitable for use with 10-liter bags ..... Cat. No. 231-944

**Jumbo Vac-U-Chamber** (supplied without pump) with stainless steel fittings; suitable for use with 25-liter bags ..... Cat. No. 231-946

*See Accessories for tubing.*

SKC sample bags are available in Tedlar®, Standard FlexFoil®, and FlexFoil PLUS with fittings made of stainless steel, polypropylene, or PTFE in sizes ranging from 0.5 to 100 liters. SKC also manufactures custom sample bags. Contact SKC at 724-941-9701 or [skcorder@skcinc.com](mailto:skcorder@skcinc.com) or go to [www.skcinc.com/media/documents/85177.pdf](http://www.skcinc.com/media/documents/85177.pdf).

*For sample bag stability reports, visit  
[www.skcinc.com/media/documents/1805.pdf](http://www.skcinc.com/media/documents/1805.pdf).*

**Accessories**

- PTFE Tubing**, fits over bag fitting and pump exhaust,  
3/16-inch ID, 1/4-inch OD ..... 10 feet....Cat. No. 231-9-23
- PTFE Tubing**, fits inside bag fitting,  
1/16-inch ID, 1/8-inch OD ..... 10 feet....Cat. No. 231-9-21
- PTFE Tubing**, fits Vac-U-Chamber sample inlet port,  
1/4-inch ID, 5/16-inch OD ..... 10 feet.....Cat. No. 231-937  
50 feet..... Cat. No. 231-924

**SKC Limited Warranty and Return Policy**

SKC products are subject to the SKC Limited Warranty and Return Policy, which provides SKC’s sole liability and the buyer’s exclusive remedy. To view the complete SKC Limited Warranty and Return Policy, go to [skcinc.com/warranty](http://skcinc.com/warranty).