



P22570 - Set of four O rings

Pack contents -

O ring 1 - Large diameter O ring - 2qty

O ring 2 - Small diameter O ring - 2qty

Select the correct combination of O rings for your sampler model and cassette variant as detailed in Table 1 on page 2, and fit the O rings to the sampler in the positions shown in Figure 1 below. Note that only two or three of the set of four O rings may be required for some combinations of sampler and cassette.

Figure 1 - O ring positions in I.O.M. sampler

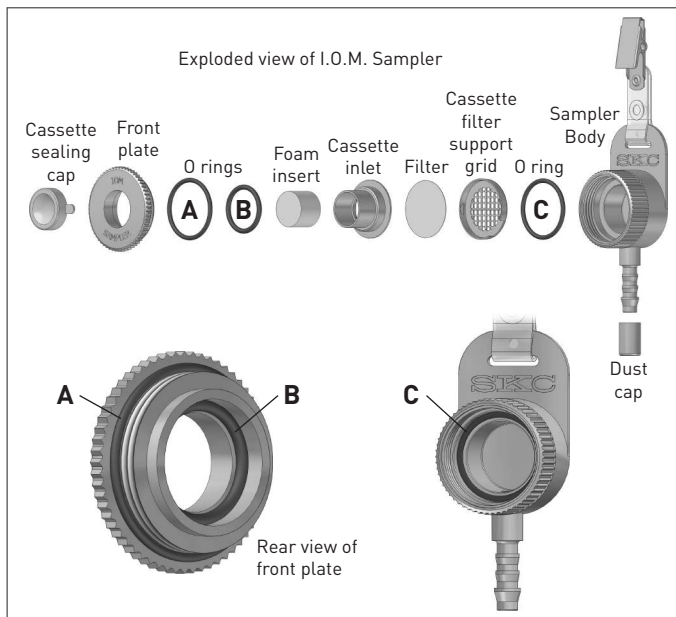









Table 1 - I.O.M. sampler and cassette variants

Sampler model	Cassette variant	O ring A ¹	O ring B ¹	O ring C ¹
225-70A Plastic I.O.M. sampler	Plastic cassette with short (13mm) inlet 	O ring 1	O ring 2	O ring 1
	Plastic cassette with tall (15mm) inlet 	O ring 1	O ring 2	O ring 1
225-76A Stainless steel I.O.M. sampler ²	Stainless steel cassette with tall (15mm) inlet (prior to 2005) 	O ring 1	2qty ³ O ring 2	None
	Stainless steel cassette with tall (15mm) inlet (from 2005) 	O ring 1	O ring 2	None
225-79A Plastic I.O.M. sampler	Stainless steel cassette with short (13mm) inlet 	O ring 1	O ring 2	O ring 1
	Stainless steel cassette with tall (15mm) inlet (prior to 2005) 	O ring 1	2qty ³ O ring 2	O ring 1
	Stainless steel cassette with tall (15mm) inlet (from 2005) 	O ring 1	O ring 2	O ring 1

¹ Refer to Figure 1 on page 1 for identification of O ring positions.

² The stainless steel cassette with short inlet is not designed for use with this I.O.M. model.

³ For this cassette variant only, fit the two O rings into the recess in the front plate, one O ring on top of the other.

SKC Limited, 11 Sunrise Park, Higher Shaftesbury Road, Blandford Forum, Dorset, DT11 8ST, **United Kingdom**

Phone: +44 (0) 1258 480188

Email: info@skcltd.com

Web: www.skcltd.com



Air Sampling Solutions & Expertise